

STARRY3.0



USER MANUAL MANUEL DE L'UTILISATEUR

Caution

- Please do not put this product away or leave it for extended periods of time with low charge because if the battery falls below 2% then it will no longer accept a charge.
- Charge the battery with a good quality & dedicated charger. Never more than 5V/1A. Otherwise it will cause damage to battery, serious personal injury, fire.



Do not over load the device chamber with desired materials, for devices with variable temperature settings, please find the best setting that is comfortable and safe for your enjoyment.

- Do NOT use damaged batteries in all our vaporizers
- Please use our original batteries or high quality batteries from authentic brands instead of clones
- Always use battery suitable for your device. Never carry it loose in your pocket with other metal objects.



-

DISCLAIMER

Thank you for purchasing the XMAX STARRY3.0 aromatherapy diffuser. We hope you enjoy the quality and performance of your XMAX STARRY3.0.

To ensure optimal performance and safety of XMAX STARRY3.0, please read this entire manual instructions.

Please read and follow instructions carefully. Understand them fully before using your STARRY3.0.

We recommend you keep these instructions in a safe place for future reference.


XMAX STARRY3.0 is not a medical device and is not intended to diagnose, cure, treat or prevent diseases or other conditions. If you have any health problems, consult your doctor before using the XMAX STARRY3.0.

This product should not be used by children, women who are pregnant or breast feeding, or those with life threatening illnesses without first consulting a doctor. Never use before driving or machinery.

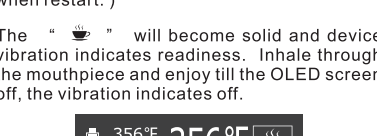
XMAX STARRY3.0 is not intended to administer medicinal or illegal substances of any kind. Any use of this device could subject the user to fines, penalties, and/or imprisonment under the law of your jurisdiction.

THIS PRODUCT DOES NOT CONTAIN ANY PLANT MATERIAL.

XMAX STARRY3.0 OVERVIEW



XMAX STARRY3.0 CONTENTS



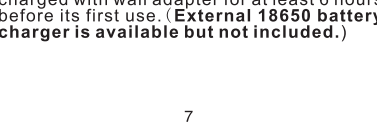
-

SPECIFICATIONS

Battery Capacity	18650 3.7V 2600mAh
Charger/Output Voltage	5.0V/1A
Charging	Micro USB charging
On/Off	Press the Power button 3 seconds
Safety Power Duration	5 minutes and 10 minutes optional
Heating Chamber	Ceramic with embedded heating element
Screen	OLED
Temperature Range	100°C-240°C (212°F-464°F)
Size	110mm*35mm*24mm(4.31in*1.37in*0.94in)

OPERATING GUIDE

- Remove magnet cap



- Pack moderate ground herb into the chamber



(For concentrate, please put the metal pad into insert ceramic chamber and then load wax.)

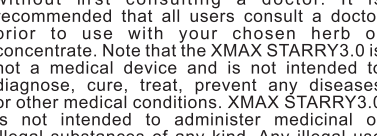
- Replace the magnet cap



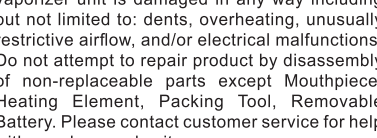
-

- Setting temperature, press the "+" to increase temperature, press the "-" to decrease temperature. (XMAX STARRY3.0 will automatically remember your last setting when restart.)

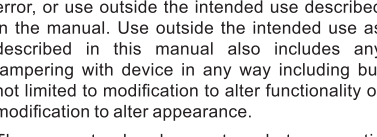
The " " will become solid and device vibration indicates readiness. Inhale through the mouthpiece and enjoy till the OLED screen off, the vibration indicates off.



- Temperature switchover between Fahrenheit and Celsius. Hold the Power button and "-" buttons if the same time for 2 seconds.



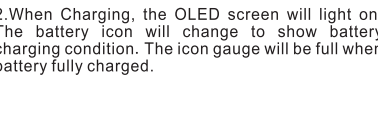
- Timer switchover between 5 minutes and 10 minutes. Hold the Power button and "+" button at the same time for 2 seconds.



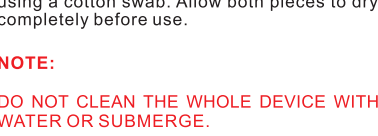
CHARGING

- To protect and extend the battery, it is recommended your XMAX STARRY3.0 be charged with wall adapter for at least 6 hours before its first use. (External 18650 battery charger is available but not included.)

- Hold and press the power button for 3 seconds to turn on the XMAX STARRY3.0 and it will begin to heat up at once under the default settings. The " " will keep blinking during the heat-up stage, the " " will become solid and device vibration indicates readiness. Inhale through the mouthpiece and enjoy.



- When Charging, the OLED screen will light on. The battery icon will change to show battery charging condition. The icon gauge will be full when battery fully charged.



After using the XMAX STARRY3.0 and power adapter, allow them to cool down before storage. Store the STARRY3.0 in a dry and cool place to protect against the effects of weather and out of reach of children or unqualified persons.

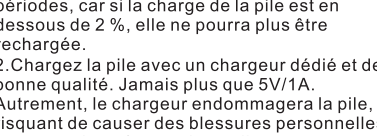
CLEANING/AND MAINTENANCE

To maintain the XMAX STARRY3.0, it is recommended to clean the chamber and the mouthpiece after every use.

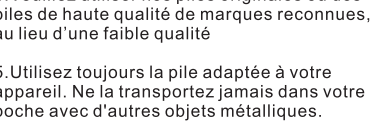
- Clean the mouthpiece, use a cotton swab and wipe the inner part of the mouthpiece then wipe again with a damp paper towel.



- Clean the filter. Prepare a glass container filled with isopropyl alcohol. Remove the filter from magnet cap, submerge it in the isopropyl alcohol.



- Clean the Ceramic heating chamber, wet a cotton swab in the alcohol, insert into the chamber and scrub the inside and bottom with a circular motion.



-

AGE

You must be of legal age in your and other jurisdiction to purchase or use the XMAX STARRY3.0. For adult use only.

USE

Never use the product before reviewing the manual in its entirety. If any section or topic is unclear, please contact our customer support customer service for clarification.

This product should not be used by children, women who are pregnant or breast feeding or those with life threatening illnesses without first consulting a doctor. It is not intended to cure, treat, prevent any diseases or other medical conditions. XMAX STARRY3.0 is not intended to administer medicinal or illegal substances of any kind. Any illegal use of this device could subject the user to severe fines, penalties, and/or imprisonment under the laws of your and other local jurisdiction.

DAMAGE

Immediately discontinue use of the product if the vaporizer unit is damaged in any way including but not limited to: dents, covers, or dually alternative airflow, and/or electrical malfunctions. Do not attempt to repair product by disassembly of non-replaceable parts except Mouthpiece, Heating Element, Packing Tool, Removable Battery. Please contact customer service for help with any damaged unit.

The warranty does not apply to damage caused by accident, abuse, misuse, natural disaster, user error, or use outside the intended use described in the manual. Use outside the intended use as described in this manual also includes any tampering with device in any way including but not limited to modification to alter functionality or modification to alter appearance.

The warranty also does not apply to cosmetic damage including but not limited to dents, scratches/punctures to finish, and/or broken plastic parts.


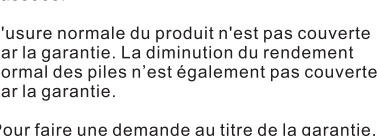
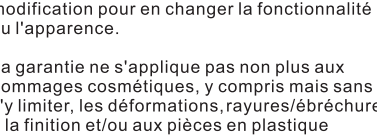
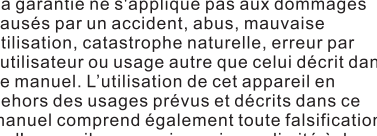
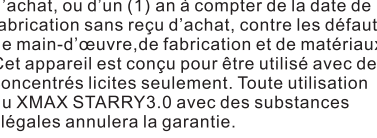
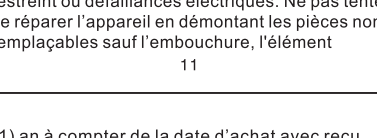
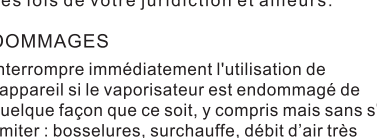
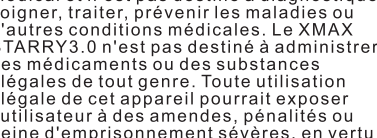
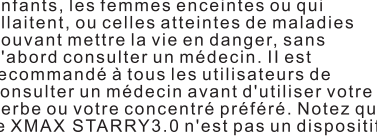
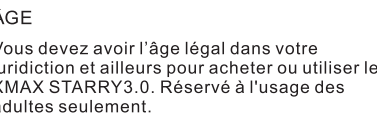
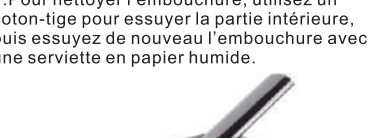
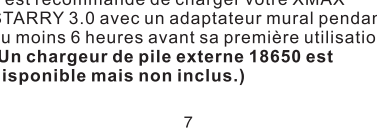
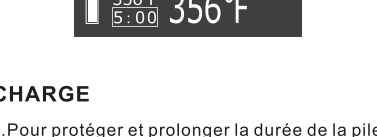
Normal product wear and tear is not covered under warranty. Normal performance degradation of batteries is also not covered by the warranty.

To make a warranty claim, please contact customer support at support@topgreentech.com. The original bill of sale, authenticity code, pictures or videos, and any serial numbers are required to redeem the warranty.

At the manufacturer's discretion, warranty service will be provided by repair of the product or exchange of the product and/or part with a new or functionally equivalent product/part.

CUSTOMER SUPPORT

For any question or concerns with the product, it's use or defects, please contact customer support at support@topgreentech.com. We will do our best to provide a response within two (2) business days after receipt of written notice.



AVIS DE NON-RESPONSABILITÉ

Merci d'avoir acheté le diffuseur d'aromathérapie XMAX STARRY3.0. Nous espérons que vous apprécierez la qualité et les performances de votre XMAX STARRY3.0.

Pour garantir des performances optimales et la sécurité du XMAX STARRY3.0, veuillez lire au complet ces instructions du manuel de l'utilisateur.

Veuillez lire et suivre attentivement les instructions. Comprenez-les bien avant d'utiliser votre STARRY3.0.

Nous recommandons dans un endroit sûr pour référence ultérieure.

Le XMAX STARRY3.0 n'est pas un appareil médical et n'est pas destiné à diagnostiquer, guérir, tenter ou prévenir des maladies ou autres conditions. Si vous avez des problèmes de santé, consultez votre médecin avant d'utiliser le XMAX STARRY3.0.

Ce produit ne doit pas être utilisé par les enfants, les femmes enceintes ou qui allaitent, ou celles atteintes de maladies pouvant mettre la vie en danger, sans d'abord consulter un médecin. N'utilisez jamais l'appareil avant de conduire un véhicule ou des machines.

Le XMAX STARRY3.0 n'est pas destiné à administrer des médicaments ou des substances illégales de tout genre. Toute utilisation de cet appareil pourrait exposer l'utilisateur à des amendes, pénalités ou peine d'emprisonnement sévères, en vertu des lois de votre juridiction.

CE PRODUIT NE CONTIENT PAS DE MATÉRIEL VÉGÉTAL.

Attention

- Ne pas mettre ce produit à l'écart ni le laisser avec une faible charge pendant de longues périodes, car si la charge de la pile est en dessous de 2 %, elle ne pourra plus être rechargée.

- Chargez le pile avec un chargeur dédié et de bonne qualité. Jamais plus que 5V/1A. Autrement, le chargeur endommagera la pile, risquant de causer des blessures personnelles graves, voire même un incendie.

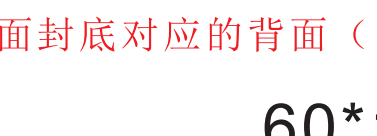

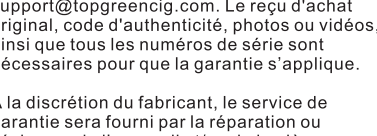
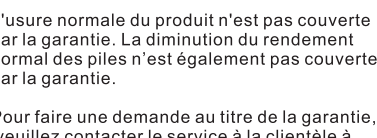
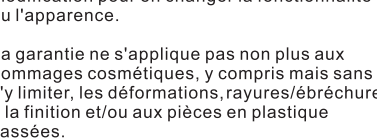
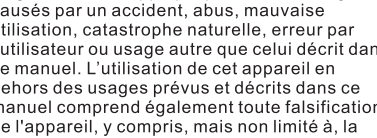
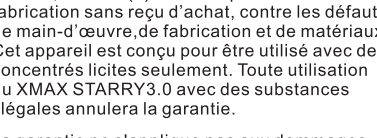
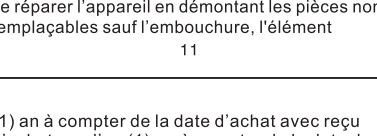
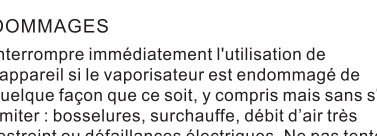
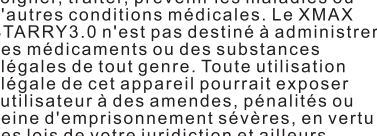
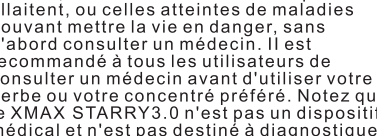
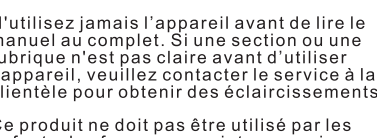
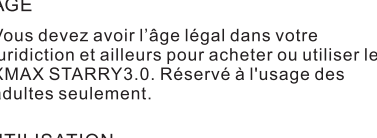
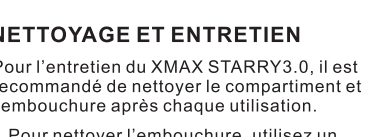
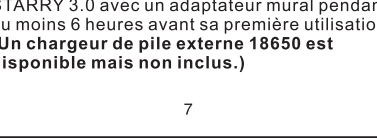
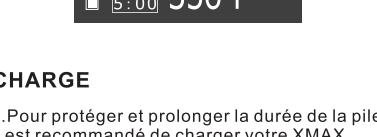
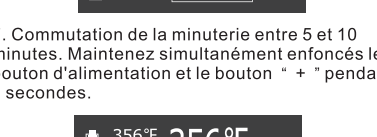
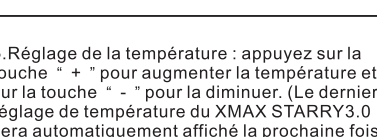
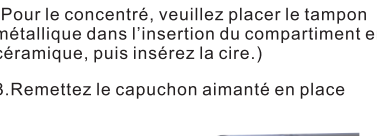
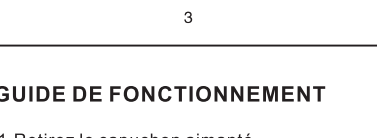
- NE PAS utiliser de piles endommagées dans tous nos vaporisateurs

- Veuillez utiliser nos piles originales ou des piles de haute qualité de marques reconnues, au lieu d'une faible qualité

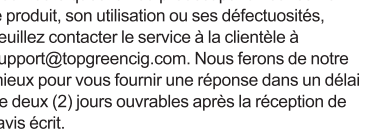
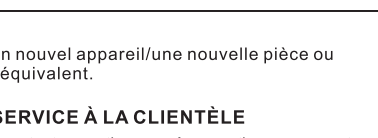
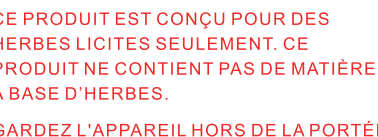
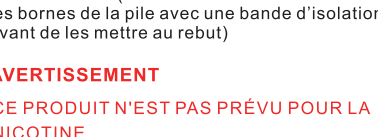
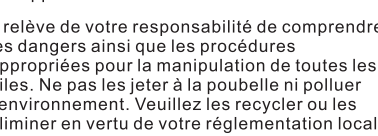
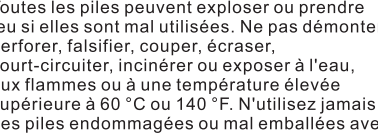
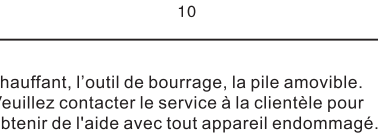
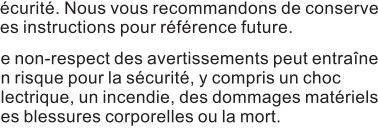
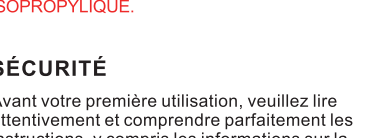
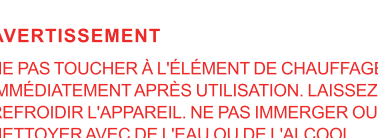
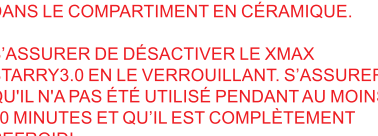
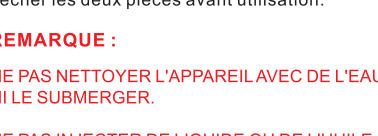
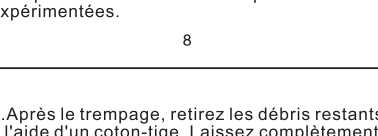
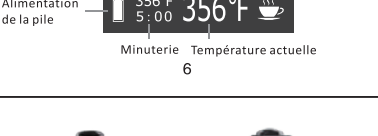
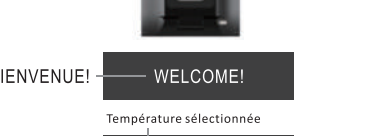
- Utilisez toujours la pile adaptée à votre appareil. Ne la transportez jamais dans votre poche avec d'autres objets métalliques.



Ne pas sur remplir le bol avec vos plantes, ne pas régler la température de chauffage à faire des essais afin de trouver les réglages qui vous conviennent le mieux.



APERÇU DU XMAX STARRY3.0





[MagicVaporizers](#) – Europe's Best Shop for Vaporizers

- Lowest prices
- Fastest shipping
- Most trusted warranty

